


**PART I** (Rs.in lakhs)

**Statement of Standalone Un-Audited Results for the quarter ended June 30, 2015**

Sl No.	Particulars	Quarter ended			Year ended
		30.06.2015	31.03.2015	30.06.2014	31.03.2015
		Un-Audited	Audited	Un-Audited	Audited
<b>1</b>	<b>Income from Operations</b>				
	(a) Net sales / Income from Operations ( Net of Excise duty)	32,532.04	31,721.60	25,344.90	121,331.13
	(b) Other operating income	-	-	-	-
	<b>Total Income from operations (net)</b>	<b>32,532.04</b>	<b>31,721.60</b>	<b>25,344.90</b>	<b>121,331.13</b>
<b>2</b>	<b>Expenses</b>				
	(a) Cost of material Consumed	18,419.04	17,758.98	14,490.67	71,777.12
	(b) Purchases of stock-in-trade	-	-	-	-
	(c) Changes in Inventories of Finished goods, Work in progress and Stock-in-trade	(603.74)	941.29	(85.14)	(1,056.18)
	(d) Employee Benefits Expense	2,575.46	2,126.82	1,830.12	8,923.21
	(e) Depreciation and Amortisation expense	1,391.06	1,337.30	965.74	4,955.87
	(f) Manufacturing Expenses	2,179.56	1,836.49	1,382.10	7,526.40
	(g) Freight outward & clearing charges	1,162.15	1,283.36	1,207.63	4,993.25
	(h) R & D Expenses	423.13	715.82	46.92	840.39
	(i) Other expenditure	1,954.99	1,558.48	1,568.11	7,348.50
	<b>Total expenses</b>	<b>27,501.65</b>	<b>27,558.55</b>	<b>21,406.15</b>	<b>105,308.57</b>
	<b>Profit from Operations before Other Income, Finance costs &amp; Exceptional Items (1- 2)</b>	<b>5,030.39</b>	<b>4,163.05</b>	<b>3,938.76</b>	<b>16,022.56</b>
<b>3</b>	<b>Other Income</b>	<b>162.58</b>	<b>141.66</b>	<b>31.38</b>	<b>296.32</b>
	<b>Profit from Ordinary activities before Finance costs and exceptional items (3 - 4)</b>	<b>5,192.97</b>	<b>4,304.71</b>	<b>3,970.14</b>	<b>16,318.88</b>
<b>5</b>	<b>Finance Costs</b>	<b>807.34</b>	<b>734.00</b>	<b>655.10</b>	<b>3,092.94</b>
<b>6</b>	<b>Profit from Ordinary activities after Finance costs but before exceptional items (5 - 6)</b>	<b>4,385.63</b>	<b>3,570.70</b>	<b>3,315.03</b>	<b>13,225.94</b>
<b>7</b>	<b>Exceptional items</b>	<b>-</b>	<b>-</b>	<b>-</b>	<b>-</b>
<b>8</b>	<b>Profit from Ordinary activities before Tax ( 7 + 8)</b>	<b>4,385.63</b>	<b>3,570.70</b>	<b>3,315.03</b>	<b>13,225.94</b>
<b>9</b>	<b>Tax expense</b>	<b>1,350.96</b>	<b>719.05</b>	<b>1,080.09</b>	<b>3,703.30</b>
<b>10</b>	<b>Net Profit from ordinary activities after tax ( 9 - 10)</b>	<b>3,034.67</b>	<b>2,851.65</b>	<b>2,234.94</b>	<b>9,522.64</b>
<b>11</b>	<b>Extraordinary items (net of tax expense)</b>	<b>-</b>	<b>-</b>	<b>-</b>	<b>-</b>
<b>12</b>	<b>Net Profit for the period ( 11 + 12)</b>	<b>3,034.67</b>	<b>2,851.65</b>	<b>2,234.94</b>	<b>9,522.64</b>
<b>13</b>	<b>Paid-up share capital (Face Value of Re.1/- per share)</b>	<b>2,047.62</b>	<b>2,042.52</b>	<b>2,035.62</b>	<b>2,042.52</b>
<b>14</b>	<b>Reserves excluding Revaluation Reserve as per balance sheet of previous Accounting Year</b>				<b>40,498.41</b>
<b>15</b>	<b>Earnings per Share (Face value Re. 1/- each) (not Annualised)</b>				
	(a) Basic (in Rs.)	1.49	1.40	1.10	4.67
	(b) Diluted (in Rs)	1.47	1.38	1.08	4.62



## PART II

## Select Information for the quarter ended June 30, 2015

SI No.	Particulars	Quarter ended			Year ended
		30.06.2015	31.03.2015	30.06.2014	31.03.2015
<b>A</b>					
1	Public Shareholding				
	- No. of shares	105,514,340	105,004,340	10,434,688	105,004,340
	- Percentage of shareholding	51.53%	51.41%	51.26%	51.41%
2	Promoters and promoter group shareholding				
	a) Pledged/Encumbered				
	Number of shares	11,277,585	15,043,300	1,504,330	15,043,300
	Percentage of shares to promoter and promoter group	11.36%	15.16%	15.16%	15.16%
	Percentage of shares to total share capital	5.51%	7.37%	7.39%	7.37%
	b) Non-encumbered				
	Number of shares	87,969,615	84,203,900	8,417,136	84,203,900
	Percentage of shares to promoter and promoter group	88.64%	84.84%	84.84%	84.84%
	Percentage of shares to total share capital	42.96%	41.22%	41.35%	41.22%

SI No.	Particulars	Quarter ended 30.06.2015
<b>B</b>	<b>INVESTOR COMPLAINTS</b>	
	Pending at the beginning of the Quarter	NIL
	Received during the quarter	58
	Disposed of during the quarter	56
	Remaining unresolved at the end of the quarter	02

- 1) The Un-Audited financial results for the quarter ended 30th June, 2015 have been reviewed by the Audit Committee of the Board on 22nd July, 2015 and approved by the Board of Directors at its meeting held on 23rd July, 2015.
- 2) The Auditors of the Company carried out Limited Review of the financial results for the quarter ended 30th June, 2015.
- 3) Pursuant to the Notification No.G.S.R.913(E), dt.29.12.2011 issued by the Ministry of Corporate Affairs, the company has opted to capitalise foreign currency gains and losses on loans utilised for purchase of fixed assets.  
- During the quarter, loss of Rs.241.47 lakhs (Gain of Rs.108.01 Lakhs for the Quarter ended 30 June 2014 ) was transferred to fixed assets.
- 4) The current quarter numbers are not comparable with the corresponding quarter of previous year, due to merger of Auctus Pharma Limited, pursuant to the approval of Scheme of Amalgamation by the Hon'ble High Court of Judicature at Hyderabad for the State of Telangana and the State of Andhra Pradesh vide its order dated September 23, 2014, with the Company during third quarter of FY 2014-15 with appointed date 1.4.2013.
- 5) As per clause 41 of the listing agreement, the Company has opted to publish only consolidated financial results. The stand-alone financial results are available for perusal on the Company's website as well as on the stock exchanges' websites as stated below:  
[www.granulesindia.com](http://www.granulesindia.com), [www.bseindia.com](http://www.bseindia.com) and [www.nse-india.com](http://www.nse-india.com)
- 6) The Company operates only in the segment of Pharmaceuticals.
- 7) The Company during the current quarter has allotted 5,10,000 equity shares of Re. 1/- each, fully paid up on exercise of options by employees / Directors in accordance with the Company's Employee Stock Option Scheme(s).
- 8) Previous periods / years figures have been regrouped, wherever necessary.

for and on behalf of the Board


  
C.Krishna Prasad  
Chairman & Managing Director


Place : Hyderabad  
Date : July 23, 2015



# GRANULES INDIA LIMITED

Regd Office : 2nd Floor, 3rd Block, My Home Hub  
Madhapur, Hyderabad 500 081

PART I					(Rs in Lakhs)
Statement of Consolidated Un-Audited Results for the Quarter ended June 30, 2015					
SI No.	Particulars	Quarter ended			Year ended
		30.06.2015	31.03.2015	30.06.2014	31.03.2015
		Un-Audited	Audited	Un-Audited	Audited
1	<b>Income from Operations</b>				
	(a) Net sales / Income from Operations ( Net of Excise duty)	34,593.90	35,460.16	31,102.08	129,292.24
	(b) Other operating income	-	-	-	-
	<b>Total Income from operations (net)</b>	34,593.90	35,460.16	31,102.08	129,292.24
2	<b>Expenses</b>				
	(a) Cost of material Consumed	19,894.11	22,030.65	17,358.57	76,942.80
	(b) Purchases of stock-in-trade	-	-	-	-
	(c) Changes in Inventories of Finished goods, Work in progress and Stock-in-trade	(1,243.81)	(18.18)	712.77	(2,247.68)
	(d) Employee Benefits Expense	3,072.95	2,571.24	2,595.60	10,695.78
	e) Depreciation and Amortisation expense	1,470.44	1,431.90	1,167.17	5,265.10
	f) Manufacturing Expenses	2,657.61	2,164.17	1,975.12	8,873.31
	g) Freight outward & clearing charges	1,218.74	1,304.91	1,271.32	5,098.29
	h) R & D Expenses	458.00	750.97	75.32	960.96
	i) Other expenditure	2,355.57	1,755.47	1,832.67	8,107.36
	<b>Total expenses</b>	29,883.61	31,991.12	26,988.54	113,695.91
	<b>Profit from Operations before Other Income, Finance costs &amp; Exceptional Items (1- 2)</b>	4,710.29	3,469.04	4,113.54	15,596.33
3	Other Income	212.68	251.29	41.98	434.31
	<b>Profit from Ordinary activities before Finance costs and exceptional items (3 + 4)</b>	4,922.97	3,720.33	4,155.52	16,030.63
5	Finance Costs	831.10	796.68	742.63	3,234.60
6	<b>Profit from Ordinary activities after Finance costs but before exceptional items (5 - 6)</b>	4,091.87	2,923.65	3,412.89	12,796.04
7	Exceptional items	-	-	-	-
8	<b>Profit from Ordinary activities before Tax ( 7 + 8)</b>	4,091.87	2,923.65	3,412.89	12,796.04
9	Tax expense	1,376.89	683.93	1,126.23	3,705.25
10	<b>Net Profit from ordinary activities after tax ( 9 - 10)</b>	2,714.98	2,239.72	2,286.66	9,090.78
11	Extraordinary items (net of tax expense)	-	-	-	-
12	<b>Net Profit for the period ( 11 + 12)</b>	2,714.98	2,239.72	2,286.66	9,090.78
13	Paid-up share capital (Face Value of Re.1/- per share)	2,047.62	2,042.52	2,035.62	2,042.52
14	Reserves excluding Revaluation Reserve as per balance sheet of previous accounting year				41,073.83
15	Earnings per Share ( face value of Re. 1/- each) (not annualised)				
16	(a) Basic (in Rs.)	1.33	1.10	1.13	4.46
	(b) Diluted (in Rs)	1.32	1.09	1.10	4.41



## PART II

## Select Information for the Quarter ended June 30, 2015

SI No.	Particulars	Quarter ended			Year ended
		30.06.2015	31.03.2015	30.06.2014	31.03.2015
<b>A</b>					
1	Public Shareholding				
	- No. of shares	105,514,340	105,004,340	10,434,688	105,004,340
	- Percentage of shareholding	51.53%	51.41%	51.26%	51.41%
2	Promoters and promoter group shareholding				
	a) Pledged/Encumbered				
	Number of shares	11,277,585	15,043,300	1,504,330	15,043,300
	Percentage of shares to promoter and promoter group	11.36%	15.16%	15.16%	15.16%
	Percentage of shares to total share capital	5.51%	7.37%	7.39%	7.37%
	b) Non-encumbered				
	Number of shares	87,969,615	84,203,900	8,417,136	84,203,900
	Percentage of shares to promoter and promoter group	88.64%	84.84%	84.84%	84.84%
	Percentage of shares to total share capital	42.96%	41.22%	41.35%	41.22%


SI No.	Particulars	Quarter ended 30.06.2015
<b>B</b>	<b>INVESTOR COMPLAINTS</b>	
	Pending at the beginning of the Quarter	NIL
	Received during the quarter	58
	Disposed of during the quarter	56
	Remaining unresolved at the end of the quarter	2

- The Un-Audited consolidated financial results for the quarter ended 30th June, 2015 have been reviewed by the Audit Committee of the Board on 22nd July, 2015 and approved by the Board of Directors at its meeting held on 23rd July, 2015.
- The Auditors of the Company carried out Limited Review of the financial results for the quarter ended 30th June, 2015.
- The subsidiaries and Joint Venture companies considered for the consolidated financial statement as on 30th June, 2015 are Granules USA Inc, GIL Life Sciences Pvt Ltd, Granules Pharma Inc., (Subsidiaries) and Granules Biocause Pharmaceutical Co., Ltd., and Granules Omnicem Pvt Ltd (50% Joint Venture Companies).
- Pursuant to the Notification No.G.S.R.913(E), dt.29.12.2011 issued by the Ministry of Corporate Affairs, the company has opted to capitalise foreign currency gains and losses on loans utilised for purchase of fixed assets.  
- During the quarter loss of Rs.241.47 lakhs (Gain of Rs.108.01 Lakhs for the Quarter ended 30th June, 2014 ) was transferred to fixed assets.
- The consolidated financial results are prepared in accordance with Accounting Standards 21 and 27.
- As per clause 41 of the listing agreement, the Company has opted to publish only consolidated financial results. The stand-alone financial results are available for perusal on the Company's website as well as on the stock exchanges' websites as stated below:  
[www.granulesindia.com](http://www.granulesindia.com), [www.bseindia.com](http://www.bseindia.com) and [www.nse-india.com](http://www.nse-india.com)
- The Company operates only in the segment of Pharmaceuticals.
- The Company during the current quarter has allotted 5,10,000 equity shares of Re. 1/- each, fully paid up on exercise of options by employees / Directors in accordance with the Company's Employee Stock Option Scheme(s).
- Standalone Results as on 30.06.2015 are as under -

Particulars	Quarter ended			Year ended
	30.06.2015	31.03.2015	30.06.2014	31.03.2015
	<b>Un-Audited</b>	<b>Audited</b>	<b>Un-Audited</b>	<b>Audited</b>
Net Sales/Income from Operations	32,532.04	31,721.60	25,344.90	121,331.13
Profit Before Tax	4,385.63	3,570.70	3,315.03	13,225.94
Profit After Tax	3,034.67	2,851.65	2,234.94	9,522.64

10) Previous period / year figures have been regrouped, wherever necessary.

for and on behalf of the Board

  
C. Krishna Prasad  
Chairman & Managing Director

Place : Hyderabad  
Date : July 23, 2015